

Ultracur3D[®] RG 1100

Rigid | HDT 110 | Clear

Extended TDS

Complete Technical Documentation
and Testing Summary



Version: 1.1

Contents

Technical Data Sheet	3
Long-Term UV	5
Industrial Chemical Resistance.....	7
Dynamic Mechanical Analysis (DMA).....	9
Sterilization.....	10
Material Model & FEA Simulation	11

Technical Data Sheet

Rigid resin with superior stiffness and temperature resistance.

General Properties	Norm	Typical Values
Appearance	-	Clear
Viscosity, 25°C	Cone/Plate Rheometer ¹⁾	275 mPas
Viscosity, 30°C	Cone/Plate Rheometer ¹⁾	200 mPas
Density (Printed Part)	ASTM D792	1.2 g/cm ³
Density (Liquid Resin)	ASTM D4052-18a	1.12 g/cm ³
Tensile Properties ²⁾	Norm	Typical Values
E Modulus	ASTM D638	3080 MPa
Ultimate Tensile Strength	ASTM D638	70 MPa
Elongation at Break	ASTM D638	5%
Flexural Properties	Norm	Typical Values
Flexural Modulus	ASTM D790	2880 MPa
Flexural Strength	ASTM D790	119 MPa
Impact Properties	Norm	Typical Values
Notched Izod (Machined), 23°C	ASTM D256	16 J/m
Notched Charpy (Machined), 23°C	ISO 179-1	0.6 kJ/m ²
Thermal Properties	Norm	Typical Values
HDT at 0.45 MPa	ASTM D648	116°C
HDT at 1.82 MPa	ASTM D648	84°C
Flammability	UL 94 (1.5 mm)	HB
Glass transition temperature (DMA, tan(d))	ASTM D4065	131°C

The data contained in this publication is based on our current knowledge and experience. In view of the many factors that may affect processing and application of our product, this data does not relieve processors from carrying out their own investigations and tests; neither does this data imply any guarantee of certain properties, nor the suitability of the product for a specific purpose.

Any descriptions, drawings, photographs, data, proportions, weights etc. given herein may change without prior information and do not constitute the agreed contractual quality of the product. It is the responsibility of the recipient of our products to ensure that any proprietary rights and existing laws and legislation are observed.

The safety data given in this publication is for informational purposes only and does not constitute a legally binding MSDS. The relevant MSDS can be obtained upon request from your supplier or you may contact BASF 3D Printing Solutions GmbH directly at sales@basf-3dps.com.

Other	Norm	Typical Values
Hardness Shore D	ASTM D2240	85
Water Absorption, Short-Term (24 hours)	ASTM D570	0.32%
Water Absorption, Long-Term (>4000 hours)	ASTM D570	2.4%

Mechanical properties overview

- 1) Determined with TA-Instrument DHR rheometer, cone/plate, diameter 60 mm, shear rate 100 s⁻¹
- 2) Tensile type ASTM D638 type IV, Pulling speed 5 mm/min
- 3) If not noted otherwise, all specimens are 3D printed. Samples were tested at room temperature, 23°C. ASTM sample size (L x W x H): ASTM D790 80 x 4 x 10 mm, ASTM D256 63 x 3.2 x 12 mm, ASTM D648 127 x 3.2 x 13 mm, ISO 179-1 80 x 4 x 10 mm, UL 94 125 x 1.5 x 13 mm

International Material Data System (IMDS)

This material is listed in the IMDS (International Material Data System), which contains information on materials used in the automotive industry. Access to the database can be granted on request by sharing the IMDS ID with us (sales@basf-3dps.com).

Printing Performance

The combination of 3D printer and material has a huge impact on the quality of the parts produced. The measured design characteristics as well as the printing speed can be found in the [Printing Evaluation Guideline of Ultracur3D® Resins](#).

The data contained in this publication is based on our current knowledge and experience. In view of the many factors that may affect processing and application of our product, this data does not relieve processors from carrying out their own investigations and tests; neither does this data imply any guarantee of certain properties, nor the suitability of the product for a specific purpose.

Any descriptions, drawings, photographs, data, proportions, weights etc. given herein may change without prior information and do not constitute the agreed contractual quality of the product. It is the responsibility of the recipient of our products to ensure that any proprietary rights and existing laws and legislation are observed.

The safety data given in this publication is for informational purposes only and does not constitute a legally binding MSDS. The relevant MSDS can be obtained upon request from your supplier or you may contact BASF 3D Printing Solutions GmbH directly at sales@basf-3dps.com.

Long-Term UV

Durability is a key feature for the components utilized within many industries, as they expect the materials used to withstand years of exposure to the elements. Through the effects of UV radiation, photopolymers can degrade over time. The aging can be caused by the influence of UV light, heat and water. The degree of ageing depends on duration and intensity.

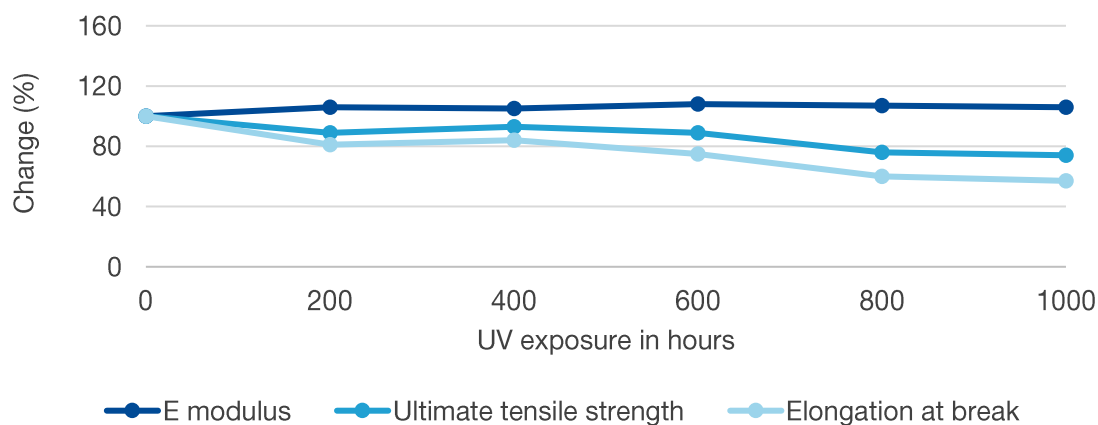
Test Method and Specimens

The ageing tests were performed with ASTM D638 type IV tensile bars and color cones as per ISO 4892-2:2013 method A, cycle 1.

Cycle No.	Exposure period	Irradiance		Black standard temperature in °C	Chamber temperature in °C	Relative humidity in %
		Broadband (300 nm to 400 nm) in W/m ²	Narrowband (340 nm) in W/(m ² nm)			
1	102 min dry	60 ± 2	0.51 ± 0.02	65 ± 3	38 ± 3	50 ± 10
	18 min water spray	60 ± 2	0.51 ± 0.02	-	-	-

Testing conditions for ISO 4892-2 method A, cycle 1

Mechanical Testing



Change in mechanical properties after accelerated weathering

The final values after 1000 hours of long-term UV exposure can be found below.

Property	Before long-term UV exposure	After 1000 hours of UV exposure
E modulus	2930 MPa	3115 MPa
Ultimate tensile strength	80 MPa	59 MPa
Elongation at break	4%	2%

Mechanical properties before and after 1000 hours of UV exposure as per ISO 4892:2 method A

Coloration

After being exposed up to 1000 hours, only slight additional yellowing compared to the reference sample could be detected.



Effect of UV exposure on color of the specimens

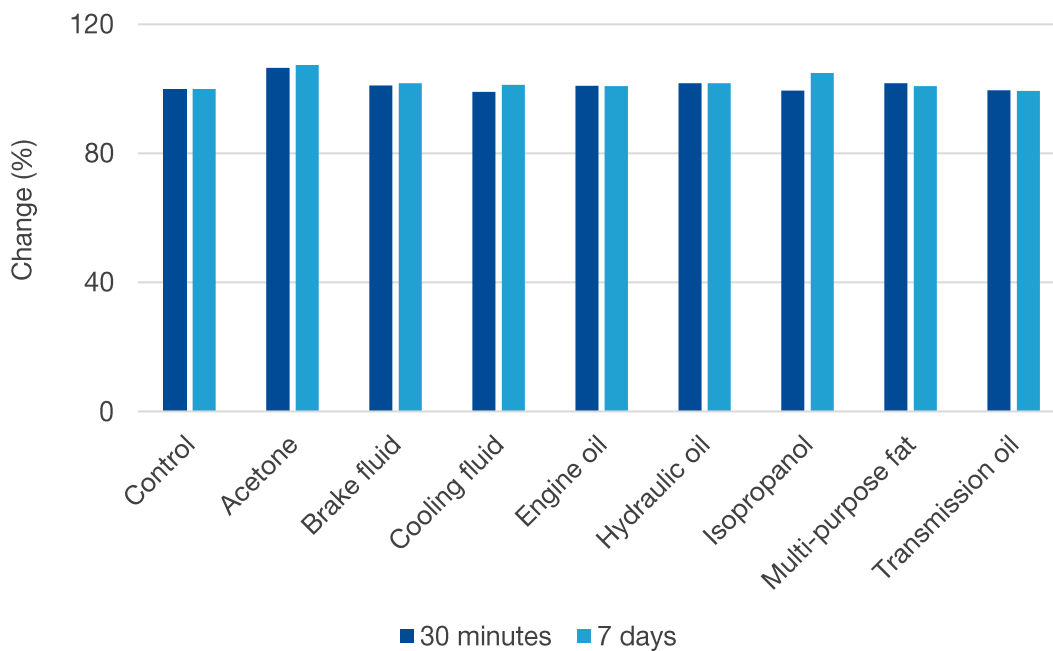
Industrial Chemical Resistance

The resistance of resin materials against chemicals, solvents and other contact substances is an important criterion of selection for many industrial applications. General chemical resistance depends on the period of exposure, the temperature, the quantity, the concentration and the type of the chemical substance. When exposed to industrial chemicals, the chemical bonds of photopolymers can break or degrade, causing a change in the mechanical properties.

Test Method and Specimens

ASTM D638 type IV tensile bars were soaked in each fluid at room temperature, one set for 30 minutes and one set for 7 days. Upon completion of the soaking time, the parts were removed from the test fluid and were dried to measure the weight and the mechanical properties.

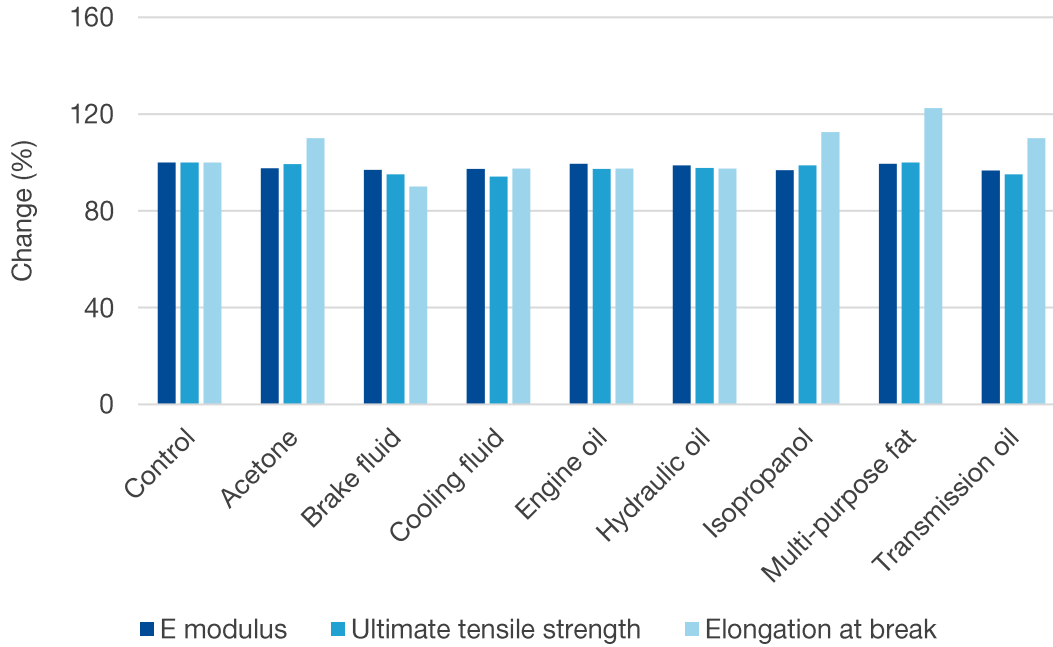
Weight Measurement



Change in weight after immersion time

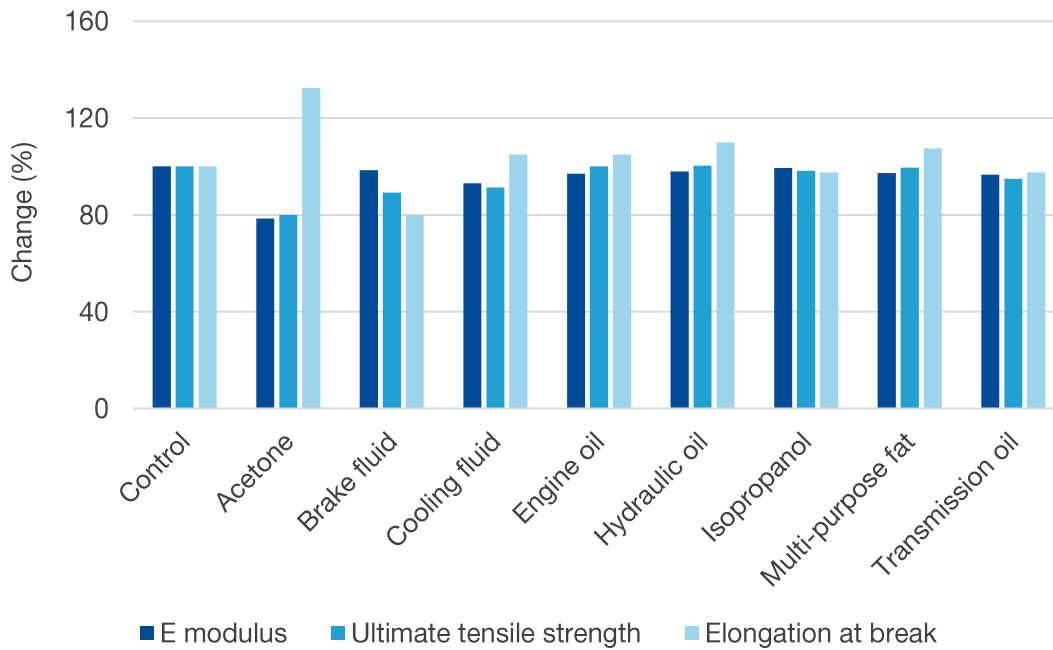
Mechanical Testing

30 minutes



Change in mechanical properties after 30 minutes immersion

7 days



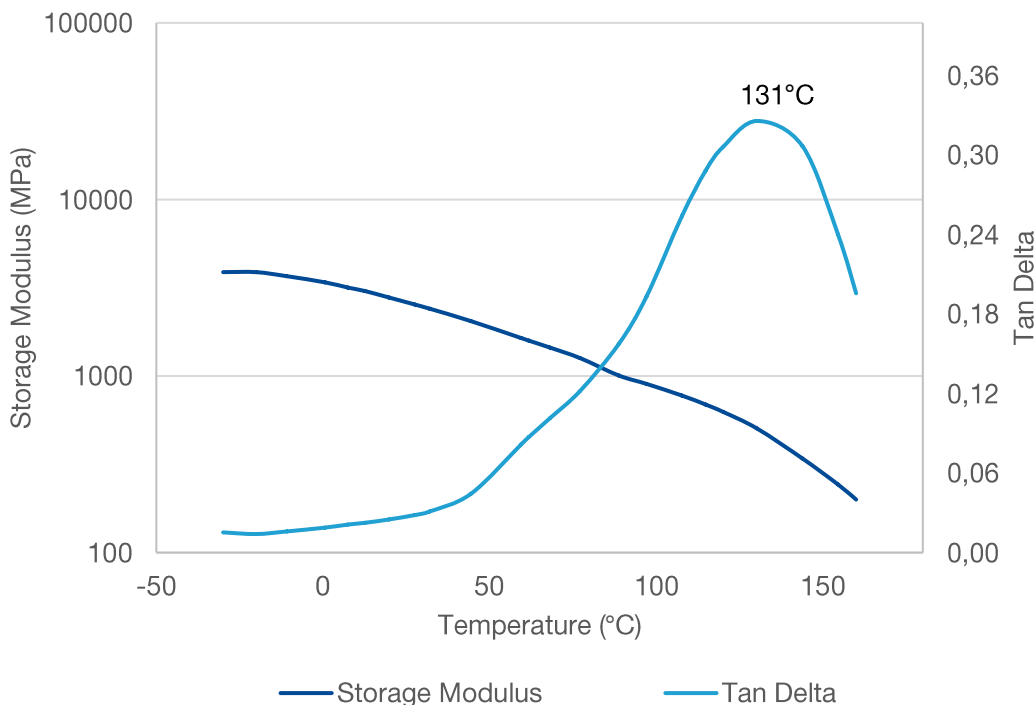
Change in mechanical properties after 7 days immersion

Dynamic Mechanical Analysis (DMA)

In this DMA measurement, a cyclic strain is applied to the sample, and the response of the sample is recorded as a function of temperature. This can give a good impression of the changes in material behavior, both at low and high temperatures. The measured Storage modulus is a good indication of the stiffness of the material. The maximum in Tan Delta gives the glass transition temperature.

	Setting
Measurement	Strain-controlled
Temperature sweep	1°C / min
Strain	0.0069% (linear viscoelastic regime)
Type of loading	Dual cantilever
Frequency	1 Hz

Testing conditions DMA



DMA curve

Sterilization

Sterilization is an essential requirement in many applications especially when used in the medical field. Testing not only ensures the material quality but also determines how effectively the chosen sterilization process is eliminating potential microorganisms.

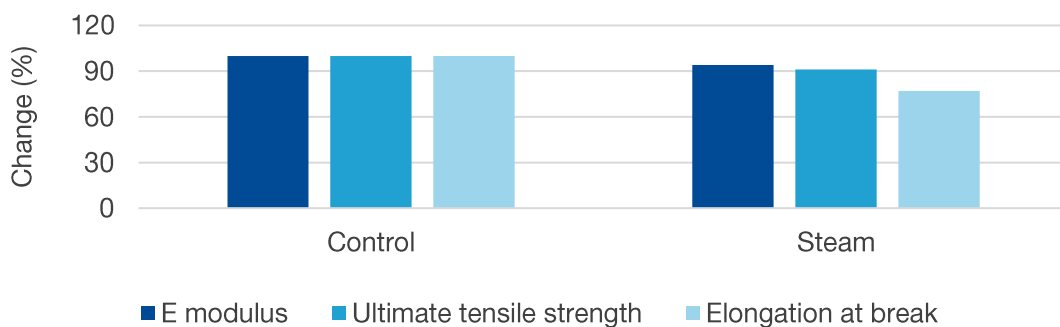
Test Method and Specimens

Steam Sterilization

Steam sterilization parameters	Settings
Vacuum pulses	4
Temperature	134°C
Pressure	210 kPa
Holding time	4 minutes
Drying time	20 minutes

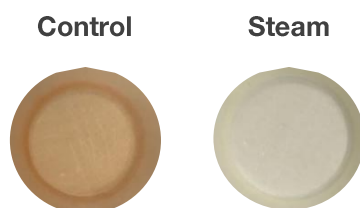
Testing conditions steam sterilization

Mechanical Testing



Change in mechanical properties after sterilization

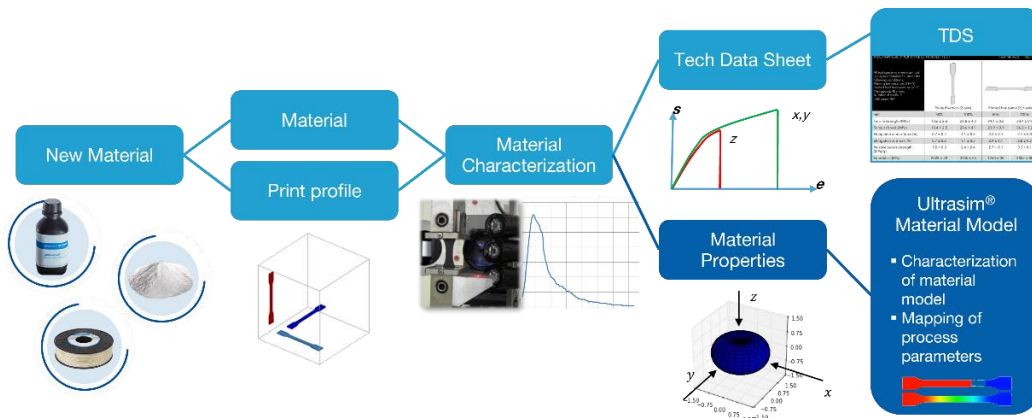
Coloration



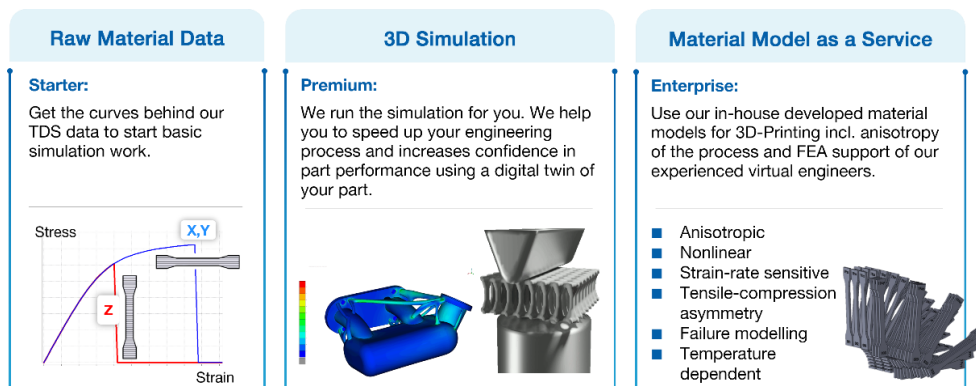
Color samples before and after sterilization

Material Model & FEA Simulation

3D simulation helps to speed up the engineering process using a digital twin. We offer 3 easy methods to get started. Support is available on request (ultrasim3d-support@basf-3dps.com).



Material modeling workflow



Ultrasm® 3D simulation (FEA)

	Available temperatures			Strain rate / loads	
	Low	23°C	High	Quasi static	High speed
Ultracur3D® RG 1100		●		●	

- Validated, available as Material Data Set (Can be converted into a Ultrasm® Material Model)
- Validated, available via Ultrasm® Material Model
- Preliminary

Simulation material availability