


FDM Nylon-CF10



Carbon Fiber Filled FDM Thermoplastic Filament

The information presented are typical values intended for reference and comparison purposes only. They should not be used for design specifications or quality control purposes.



Overview

FDM® Nylon-CF10 is a composite material combining a blended nylon polymer with 10% chopped carbon fiber (by weight), enhancing the material's strength and rigidity. The nylon base polymer also gives FDM Nylon-CF10 good chemical resistance.

Contents:

Ordering Information.....	3
Physical Properties.....	4
Mechanical Properties.....	5
Chemical Resistance.....	8

Product Information

Table 1. Printer and Support Material Compatibility

Printer	Model Tip (Slice)	Support Material	Support Tip
F190™CR	F123CR Hardened Extrusion Head (all slice heights)	QSR Support (SR-35 soluble) SUP4000B™ (breakaway support)	F123 Std Head (all slice heights)
F370®CR	F123CR Hardened Extrusion Head (all slice heights)	QSR Support (SR-35 soluble) SUP4000B (breakaway support)	F123 Std Head (all slice heights)

Build Tray

- F190CR build tray
- F370CR build tray

Table 2. FDM Nylon-CF10 Ordering Information

Part Number	Description
Filament Spools	
333-90450	FDM Nylon-CF10 90 cu. in.
333-63500	QSR Support 60 cu. in.
333-60400	SUP4000B 60 cu. in.
Printer Consumables	
123-00303-S	F190CR Build Tray, Standard
123-00304	F370CR Build Tray, Standard
123-00602-S	F123CR Hardened Head for FDM Nylon-CF10

Physical Properties

Values are measured as printed. XY, XZ, and ZX orientations were tested.

Table 3. FDM Nylon-CF10 Physical Properties

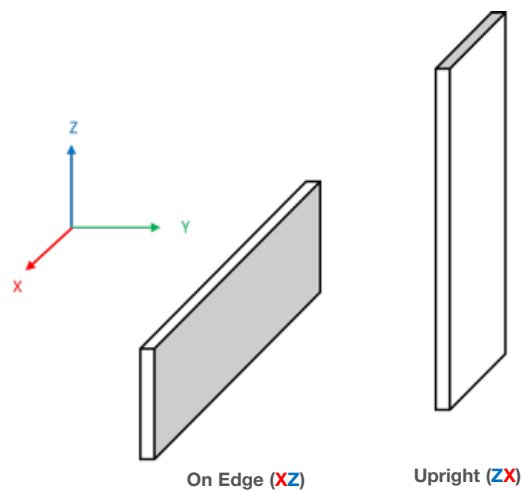
Property	Test Method	Typical Values	
		XY	XZ/ZX
HDT @ 66 psi	ASTM D648 Method B	58 °C (136 °F)	77 °C (171 °F)
HDT @ 264 psi	ASTM D648 Method B	52 °C (126 °F)	62 °C (144 °F)
Tg	ASTM D7426 Inflection Point	109 °C (228.2 °F)	
CTE (XY)	ASTM E831 (RT to 60 °C)	94 µm/[m*°C]	79 µm/[m*°C]
CTE (Z)	ASTM E831 (RT to 60 °C)	180 µm/[m*°C]	148 µm/[m*°C]
Volume Resistivity	ASTM D257	1.88E+15 Ohms-cm	4.25E+13 Ohms-cm
Specific Gravity	ASTM D792@23 °C	1.1411	

Mechanical Properties

FDM Nylon-CF10 samples were printed with a 0.010 in. (0.254 mm) layer height.

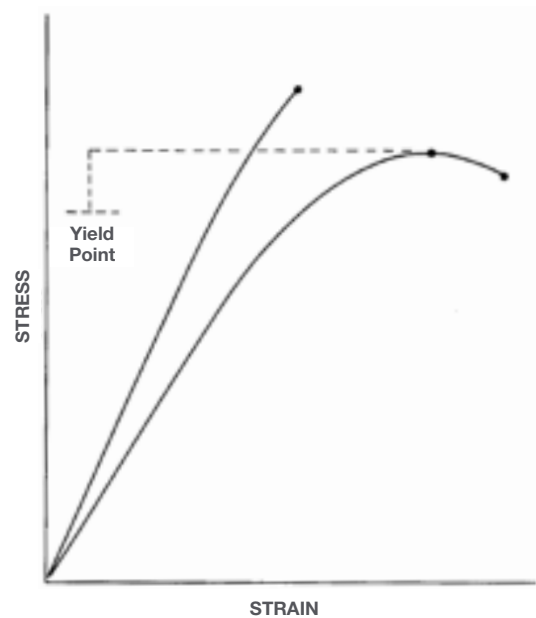
Print Orientation

Parts created using FDM are anisotropic as a result of the printing process. Below is a reference of the different orientations used to characterize the material.



Tensile Curves

Due to the anisotropic nature of FDM, tensile curves look different depending on orientation. To the left is a guide of the two types of curves seen when printing tensile samples and what reported values mean.



- A = Tensile at break, elongation at break (no yield point)
- B = Tensile at yield, elongation at yield
- C = Tensile at break, elongation at break

Table 4. FDM Nylon-CF10 Mechanical Properties

0.010 in. Layer Height		XZ Orientation	ZX Orientation
Tensile Properties: ASTM D638			
Yield Strength	MPa	69.1 (3.74)	25.4 (3.61)
	psi	10034 (543)	3684 (524)
Elongation @ Yield	%	4.44 (0.61)	2.52 (0.60)
Strength @ Break	MPa	67.6 (4.12)	24.7 (3.81)
	psi	9809 (598)	3576 (552)
Elongation @ Break	%	4.74 (0.73)	2.41 (0.62)
Modulus (Elastic)	GPa	4.15 (0.12)	1.57 (0.071)
	ksi	602 (16.7)	228 (10.3)
Flexural Properties: ASTM D790, Procedure A			
Strength @ Break	MPa	123.7 (2.74)	39.7 (3.49)
	psi	17940 (398)	5751 (506)
Strain @ Break	%	4.61 (0.24)	3.16 (0.44)
Modulus	GPa	5.37 (0.17)	1.54 (0.101)
	ksi	779 (24.7)	223 (14.7)
Compression Properties: ASTM D695			
Yield Strength	MPa	No Yield	No Yield
	psi	No Yield	No Yield
Peak Strength	MPa	76.1 (40.0)	124.2 (12.15)
	psi	11034 (5801)	18016 (1762)
Modulus	GPa	2.13 (0.041)	1.57 (0.045)
	ksi	309 (5.9)	228 (6.5)
Impact Properties: ASTM D256, ASTM D4812			
Notched	J/m	202.7 (8.6)	36.4 (13.4)
	ft*lb/in	3.79 (0.16)	0.68 (0.25)
Unnotched	J/m	1030.5 (74.3)	117.11 (17.1)
	ft*lb/in	19.27 (1.39)	2.19 (0.32)

(1) Values in parenthesis are standard deviations.

Table 5. FDM Nylon-CF10 Mechanical Properties with SUP4000B Support

0.010 in. Layer Height		XZ Orientation	ZX Orientation
Tensile Properties: ASTM D638			
Yield Strength	MPa	75.2 (2.0)	35.8 (1.1)
	psi	10900 (280)	5190 (160)
Elongation @ Yield	%	5.0 (0.29)	3.7 (0.33)
Strength @ Break	MPa	74.3 (2.1)	35.7 (1.1)
	psi	10800 (300)	5170 (160)
Elongation @ Break	%	5.4 (0.59)	3.7 (0.33)
Modulus (Elastic)	GPa	4.20 (0.086)	1.73 (0.031)
	ksi	609 (12)	251 (4.4)
Flexural Properties: ASTM D790, Procedure A			
Strength @ Break	MPa	132 (2.1)	57.7 (1.7)
	psi	19100 (310)	8370 (250)
Strain @ Break	%	4.7 (0.16)	4.6 (0.20)
Modulus	GPa	5.24 (0.084)	1.67 (0.039)
	ksi	760. (120)	243 (5.6)
Compression Properties: ASTM D695			
Peak Strength	MPa	80.6 (2.7)	139 (1.7)
	psi	11700 (390)	20100 (250)
Modulus	GPa	1.85 (0.036)	1.43 (0.034)
	ksi	268 (5.2)	208 (4.9)
Impact Properties: ASTM D256, ASTM D4812			
Notched	J/m	187 (7.2)	41.2 (6.3)
	ft*lb/in	3.50 (0.13)	0.772 (0.12)
Unnotched	J/m	1030 (73)	145 (15)
	ft*lb/in	19.4 (1.4)	2.71 (0.28)

(1) Values in parenthesis are standard deviations.

Chemical Resistance

Nylon-CF10 was tested for resistance to chemical exposure by soaking coupons in reagents for 72 hours. Afterwards the coupons were tensile tested following ASTM D638. Chemicals tested and percent change from control is listed below. Data generated from samples printed with QSR support material.

Table 6. Change in Mechanical Properties- 72 hour Chemical Exposure

	Reagent	XZ	ZX
Tensile Strength	30% Nitric Acid	-32%	-43%
	30% Sulfuric Acid	-24%	-23%
	40% Sodium Hydroxide	s-1%	-5%
	Concentrated Ammonia	-33%	-34%
% Elongation @ break	30% Nitric Acid	132%	-33%
	30% Sulfuric Acid	59%	-9%
	40% Sodium Hydroxide	-9%	-20%
	Concentrated Ammonia	90%	-1%
Tensile Modulus	30% Nitric Acid	-21%	6%
	30% Sulfuric Acid	3%	13%
	40% Sodium Hydroxide	17%	38%
	Concentrated Ammonia	2%	-12%



alphacam GmbH
Erlenwiesen 16
D-73614 Schorndorf
Tel.: +49 7181 9222-0
info@alphacam.de

alphacam austria GmbH
Handelskai 92, Gate1 / 2. OG / Top A
A-1200 Wien
Tel.: +43 1 3619 600-0
info@alphacam.at

alphacam swiss GmbH
Zürcherstrasse 14
CH-8400 Winterthur
Tel.: +41 52 26207-50
info@alphacam.ch



alphacam.de

.at

.ch



stratasys.com

ISO 9001:2015 Certified

© 2023 Stratasys. All rights reserved. Stratasys, the Stratasys Signet logo, FDM and F370CR are registered trademarks of Stratasys Inc. F190CR and SUP4000B are trademarks of Stratasys, Inc. All other trademarks are the property of their respective owners, and Stratasys assumes no responsibility with regard to the selection, performance, or use of these non-Stratasys products. Product specifications subject to change without notice. MDS_FDM_FDM Nylon-CF10_0723a